

GENV0002-1

Energy and sustainable development

Lecturer: Damien Ernst – University of Liège (*dernst@uliege.be*)

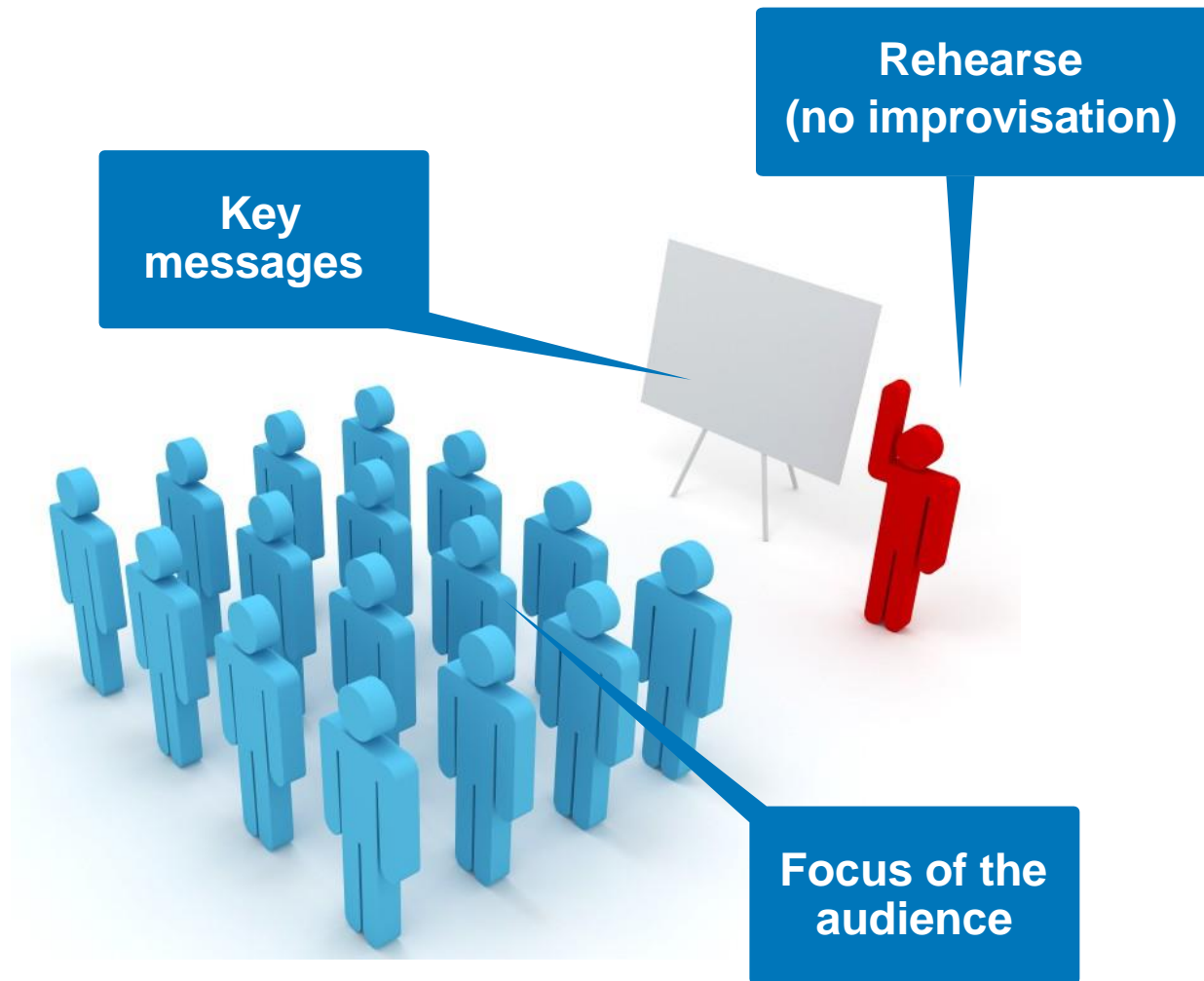
Expectations for oral presentations



Image from Getty Images.

Oral presentation

15-minute presentation in English by a group of three students.



Structure of the presentation

Introduction

- Attention-catcher
- Context
- Objectives

Body

- Results
- Data

Conclusion

- Summary
- Main messages

Sources: Cross-check information

Please avoid using Wikipedia as a source. Instead, prefer the ULiège Library or Google Scholar for your research.

Always verify information by consulting multiple sources to ensure accuracy.

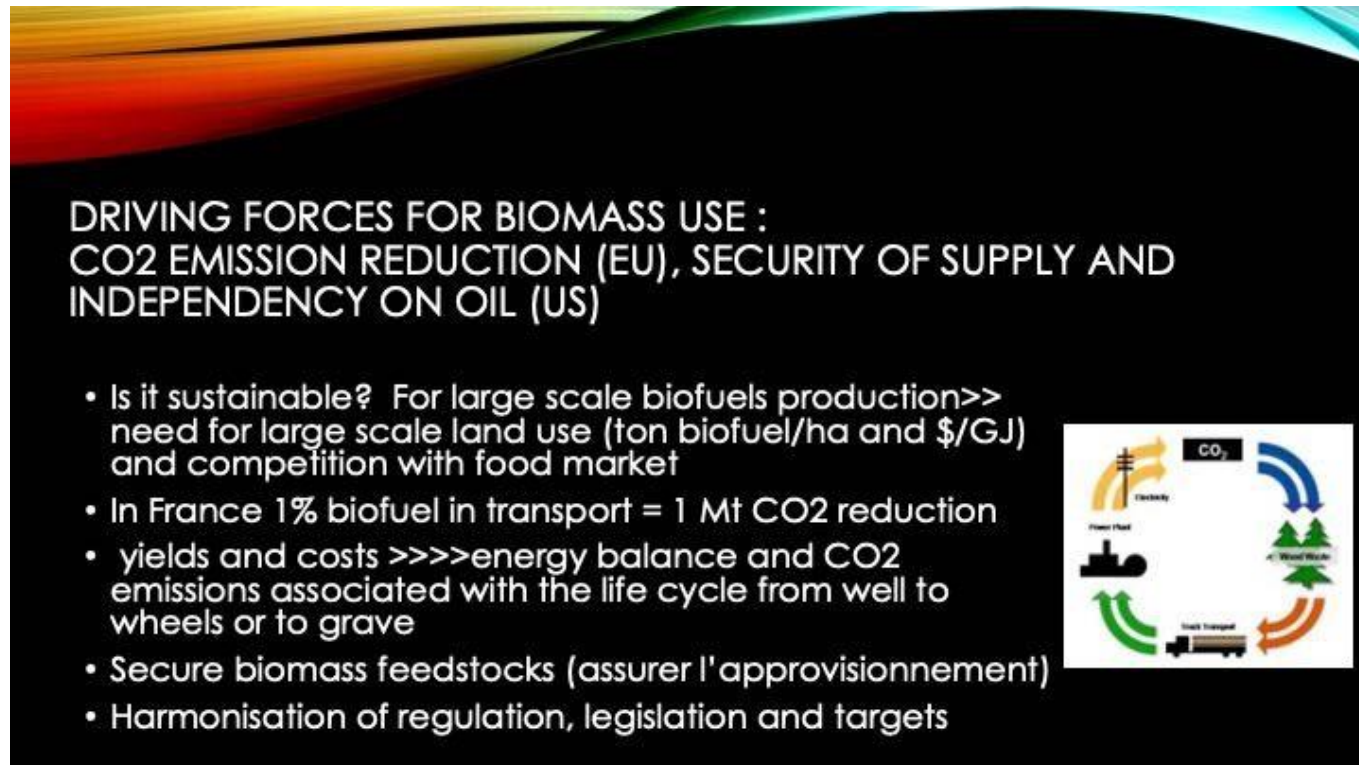


ULiège Library

Drafting the slides: Avoid complex slides

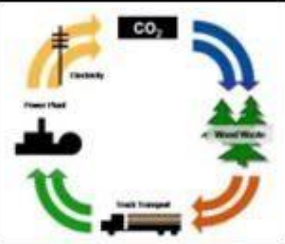
- Avoid using text and bullet points.
- Try to limit the number of ideas per slide to one, if possible.
- Avoid colored backgrounds; opt for white, simple, and effective designs instead.
- Ensure that figures are not too small; they should be legible and support your message.

Example of a slide to avoid:



DRIVING FORCES FOR BIOMASS USE :
CO2 EMISSION REDUCTION (EU), SECURITY OF SUPPLY AND
INDEPENDENCY ON OIL (US)

- Is it sustainable? For large scale biofuels production>> need for large scale land use (ton biofuel/ha and \$/GJ) and competition with food market
- In France 1% biofuel in transport = 1 Mt CO2 reduction
- yields and costs >>>>energy balance and CO2 emissions associated with the life cycle from well to wheels or to grave
- Secure biomass feedstocks (assurer l'approvisionnement)
- Harmonisation of regulation, legislation and targets



Non verbal communication is important



Body Language

Face the audience and look at them !



Facial Expressions

Try to smile !



Tone of Voice

Do not read a text !



Gestures

Use your hands to show on a slide

Main steps

